


PAR36 8.5W - 24°

SPECIFICATIONS & TECHNICAL DATA

The 12V EmeryAllen PAR36 retrofit lamp is an energy efficient alternative to halogen PAR36 lamps. It offers similar light output to a 12V, 40W incandescent (725lm) and is suitable for use in most 12V PAR36 fixtures.

Material	Ceramic + PC
Input Voltage	12V AC/DC
Wattage	8.5
Volt-Amperes (VA)	11.78
CRI	90
Brightness	725 lumens
Lumens/Watt	85
CBCP	2107
Color Temperature	2700K, 3000K
R9	50
R13	92
Halogen Equivalent	40W
Beam Angle	24 degrees



Available Models:

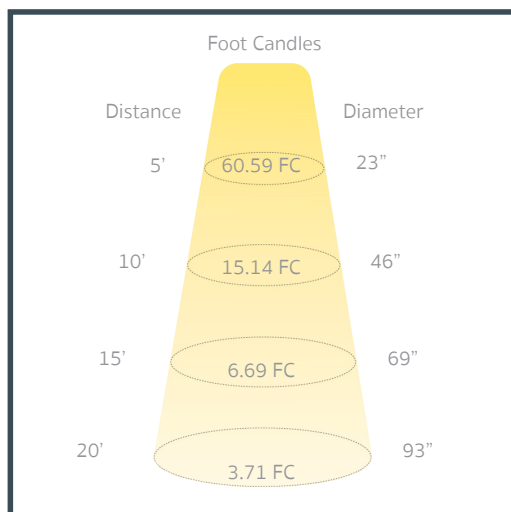
- EA-PAR36-8.5W-24D-2790 (2700K)
- EA-PAR36-8.5W-24D-3090 (3000K)

US PAT PENDING

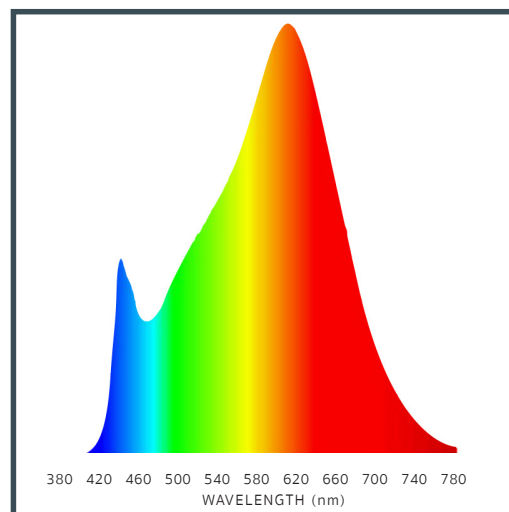


PAR36 / 8.5W / 24°

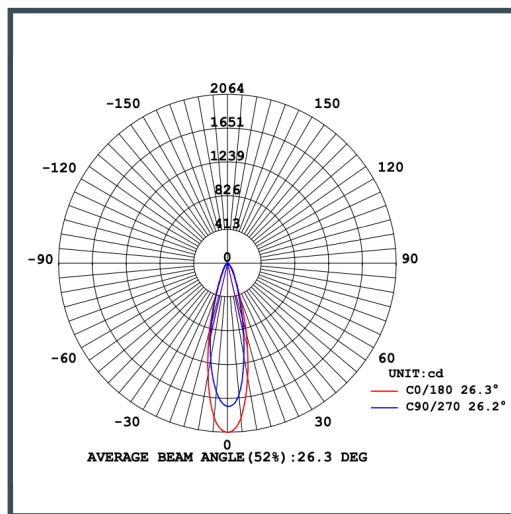
CANDELA DISTRIBUTION



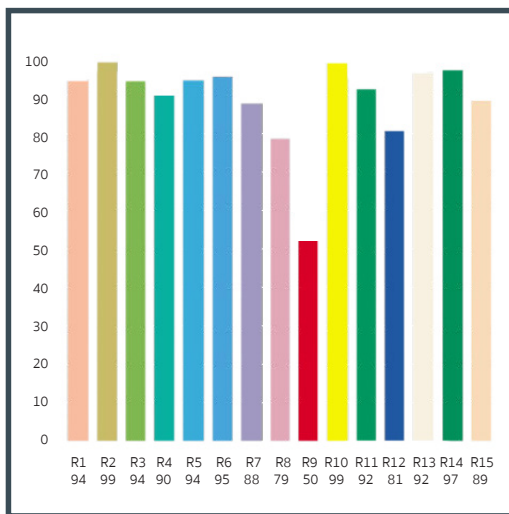
SPECTRAL DISTRIBUTION



LUMINOUS INTENSITY



CRI VALUES R1-R15



APPLICATIONS


PAR36 lamps can have many applications including industrial farming, and aviation where a precise high-intensity spotlight is required, however they may be best known for their use in recessed landscape fixtures as well as flood lights where fixture concealment is desired. Our line of high performance PAR36s with assorted color, beamspread, and lumen outputs will ensure there is a bulb for your needs!

PAR36 8.5W - 36°

SPECIFICATIONS & TECHNICAL DATA

The 12V EmeryAllen PAR36 retrofit lamp is an energy efficient alternative to halogen PAR36 lamps. It offers similar light output to a 12V, 40W incandescent (725lm) and is suitable for use in most 12V PAR36 fixtures.

Material	Ceramic + PC
Input Voltage	12V AC/DC
Wattage	8.5
Volt-Amperes (VA)	11.78
CRI	90
Brightness	725 lumens
Lumens/Watt	85
CBCP	1522
Color Temperature	2700K, 3000K
R9	50
R13	92
Halogen Equivalent	40W
Beam Angle	36 degrees



Available Models:

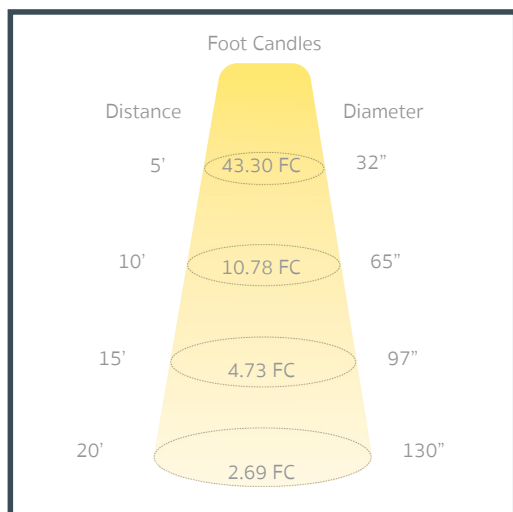
- EA-PAR36-8.5W-36D-2790 (2700K)
- EA-PAR36-8.5W-36D-3090 (3000K)

US PAT PENDING

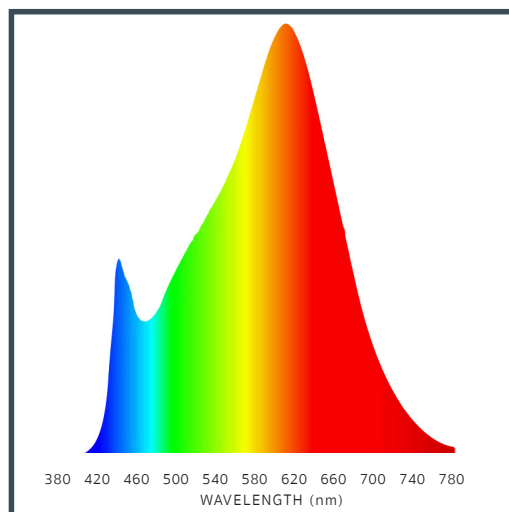


PAR36 / 8.5W / 36°

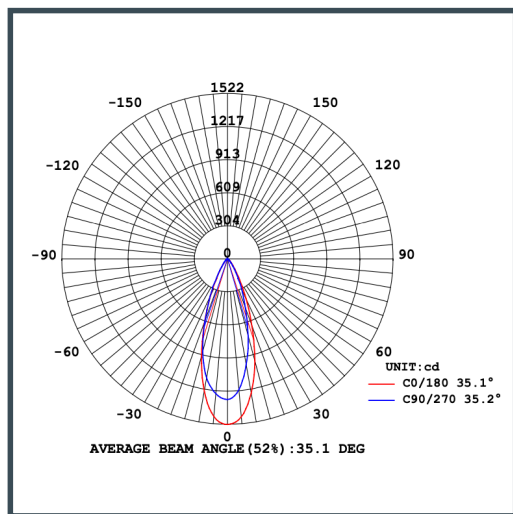
CANDELA DISTRIBUTION



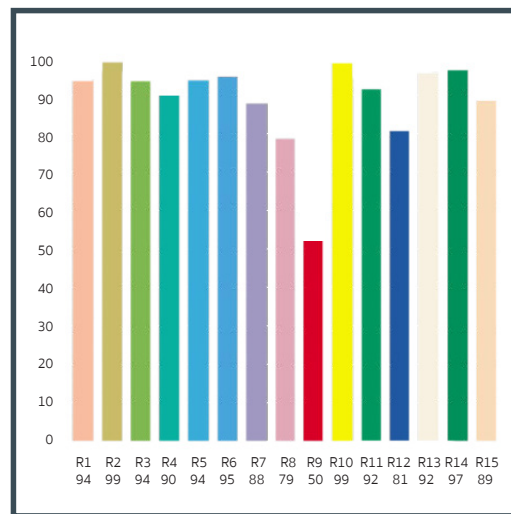
SPECTRAL DISTRIBUTION



LUMINOUS INTENSITY



CRI VALUES R1-R15



APPLICATIONS


PAR36 lamps can have many applications including industrial farming, and aviation where a precise high-intensity spotlight is required, however they may be best known for their use in recessed landscape fixtures as well as flood lights where fixture concealment is desired. Our line of high performance PAR36s with assorted color, beamspread, and lumen outputs will ensure there is a bulb for your needs!

PAR36 8.5W - 60°

SPECIFICATIONS & TECHNICAL DATA

The 12V EmeryAllen PAR36 retrofit lamp is an energy efficient alternative to halogen PAR36 lamps. It offers similar light output to a 12V, 40W incandescent (750lm) and is suitable for use in most 12V PAR36 fixtures.

Material	Ceramic + PC
Input Voltage	12V AC/DC
Wattage	8.5
Volt-Amperes (VA)	11.78
CRI	90
Brightness	750 lumens
Lumens/Watt	88
CBCP	822
Color Temperature	2700K, 3000K
R9	49
R13	91
Halogen Equivalent	40W
Beam Angle	60 degrees



Available Models:

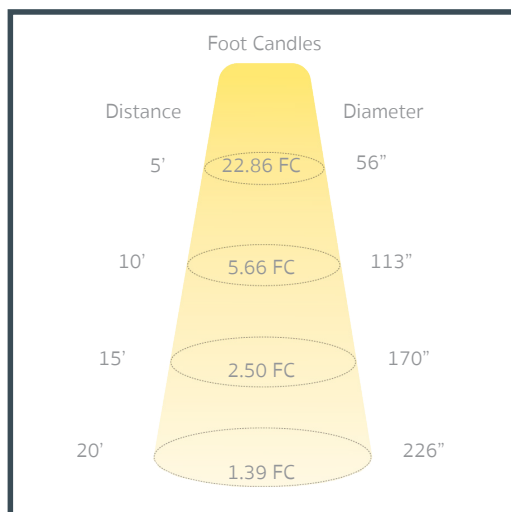
- EA-PAR36-8.5W-60D-2790 (2700K)
- EA-PAR36-8.5W-60D-3090 (3000K)

US PAT PENDING

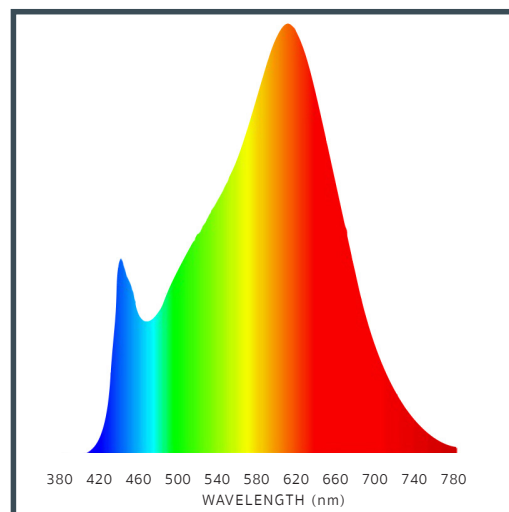


PAR36 / 8.5W / 60°

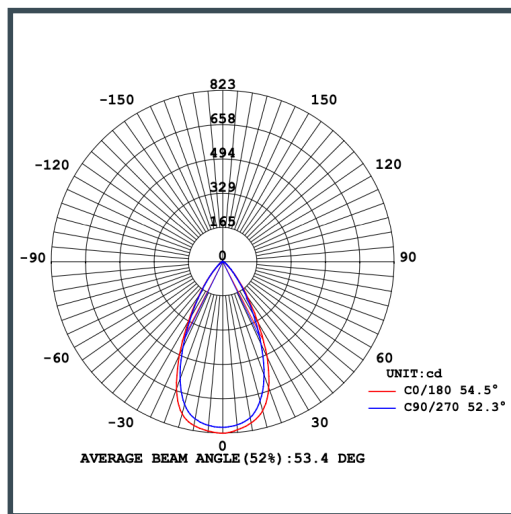
CANDELA DISTRIBUTION



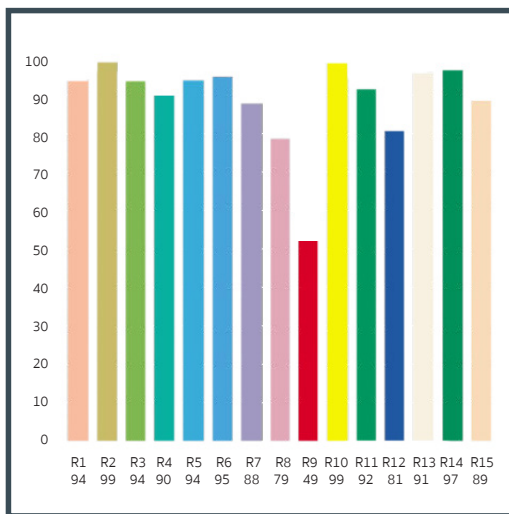
SPECTRAL DISTRIBUTION



LUMINOUS INTENSITY



CRI VALUES R1-R15



APPLICATIONS

PAR36 lamps can have many applications including industrial farming, and aviation where a precise high-intensity spotlight is required, however they may be best known for their use in recessed landscape fixtures as well as flood lights where fixture concealment is desired. Our line of high performance PAR36s with assorted color, beamspread, and lumen outputs will ensure there is a bulb for your needs!

PAR36 8.5W - 120°

SPECIFICATIONS & TECHNICAL DATA


The 12V EmeryAllen PAR36 retrofit lamp is an energy efficient alternative to halogen PAR36 lamps. It offers similar light output to a 12V, 40W incandescent (600lm) and is suitable for use in most 12V PAR36 fixtures.

Material	Ceramic + PC
Input Voltage	12V AC/DC
Wattage	8.5
Volt-Amperes (VA)	11.78
CRI	90
Brightness	600 lumens
Lumens/Watt	71
CBCP	260
Color Temperature	2700K, 3000K
R9	48
R13	91
Halogen Equivalent	40W
Beam Angle	120 degrees

Available Models:

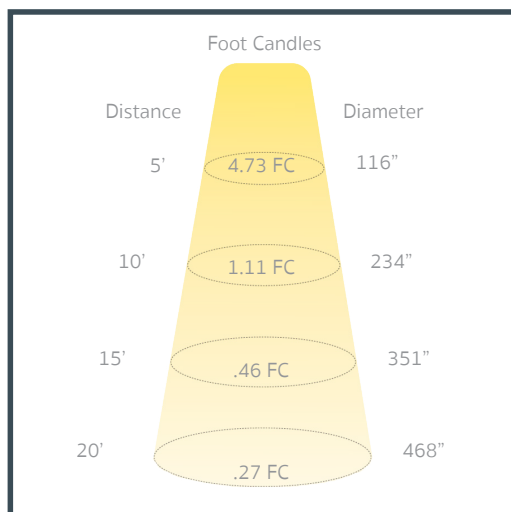
- EA-PAR36-8.5W-120D-2790 (2700K)
- EA-PAR36-8.5W-120D-3090 (3000K)

US PAT PENDING

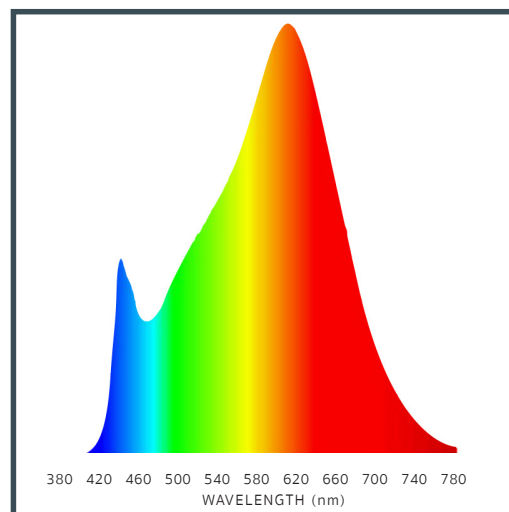


PAR36 / 8.5W / 120°

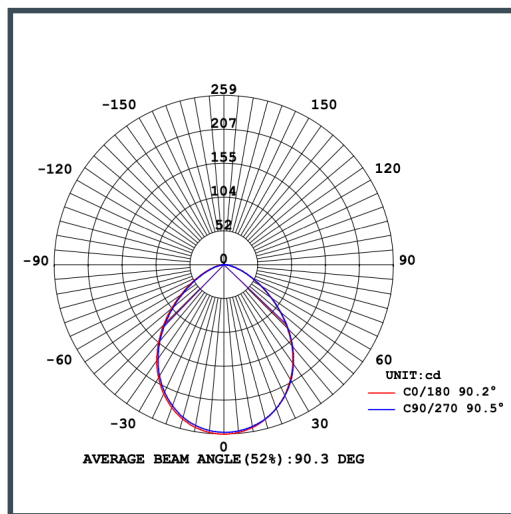
CANDELA DISTRIBUTION



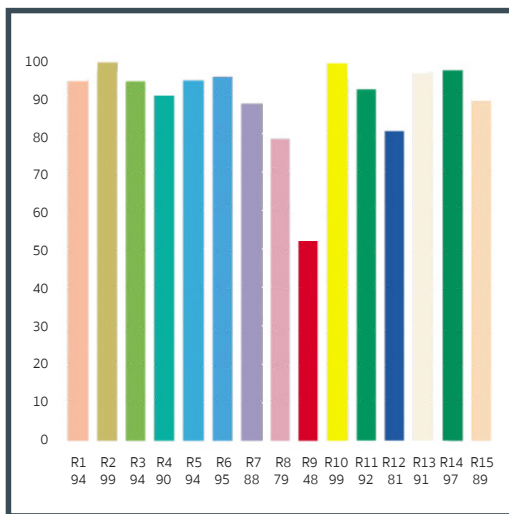
SPECTRAL DISTRIBUTION



LUMINOUS INTENSITY



CRI VALUES R1-R15



APPLICATIONS

PAR36 lamps can have many applications including industrial farming, and aviation where a precise high-intensity spotlight is required, however they may be best known for their use in recessed landscape fixtures as well as flood lights where fixture concealment is desired. Our line of high performance PAR36s with assorted color, beamspread, and lumen outputs will ensure there is a bulb for your needs!